



GINEICO

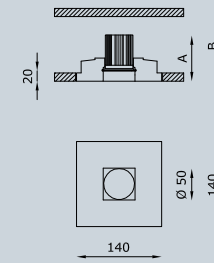
BASIC SQUARE








MINIMO INGOMBRO ED ATTENZIONE AL BUDGET. MINIMUM DIMENSIONS AND ATTENTION TO THE BUDGET.

In Basic Square, incasso a scomparsa totale da installare per Coral
 installazione a soffitto di cartongesso o laterizio, le linee geometriche di Coral
 design minimale si compongono per creare una luce concreta, che mostra
 fin dal primo sguardo tutta la sua consistenza. Un apparecchio dalla
 adatto ad accogliere unicamente sorgenti luminose LED, retrocesso di
 20 mm rispetto al filo del soffitto.

*In Basic Square, an indoor totally disappearing recessed luminaire made
 installable on plasterboard or brick ceilings, geometrical lines
 and natural design come together to create a concrete light, that shows
 all its consistency since the first glance. Designed for the indoor, it can be
 provided with LED luminescent sources positioned 20 mm backwards
 from the ceiling level.*



TECHNICAL FEATURES

Code	3111.00	3112.00	3113.Z.00
Type	Downlight 90° 	Downlight 90° 	Downlight 90° 
Material	00: Coral®	00: Coral®	00: Coral®
Weight	0.7 Kg	0.7 Kg	0.8 Kg
Mounting	Ceiling recessed	Ceiling recessed	Ceiling recessed
IP rating	IP20	IP20	IP20
Insulation class	III	I	III
Control gear	Electronic transformer (not included)	-	Constant current electronic driver (not included)
Dimensions	A: 70 mm; B: 90 mm	A: 80 mm; B: 100 mm	A: 80 mm; B: 100 mm
Cut out for plasterboard	150 x 150 mm	150 x 150 mm	150 x 150 mm
Lamp type	QR CB 51 LED (optional) 	QPAR 16 LED (optional) 	LED 500 mA Vf: 18 VDC
Lamp wattage	-	-	1 x 9W
Luminous efficacy	-	-	1125 lm - 3000K
Light distribution	-	-	Wide beam 40°
Fitting	GU5.3	GU10	-
Light colour	-	-	White 3000K White 2700K 4000K (on request)
Light hole	50 x 50 mm	50 x 50 mm	50 x 50 mm
Voltage connection	By driver (optional)	220-240V · 50/60Hz	By driver (optional)
CRI	-	-	>90
Emergency	-	-	-
Energy efficiency class	A	A	A ⁺
Note	-	-	On request available dimmable PUSH or DALI.

OPTIONAL ACCESSORIES

product code	optional code	description	info
3111.00	H8060.LED	Dimmable electronic transformer	Max watt 60W Volts · Hz 230/12V · 50/60Hz
	0008KIT	Kit LED dimmable	Bulb 7W · 12V
	BR3111LT	Brick box	Dimensions L: 195 mm; W: 150 mm; D: 160 mm (instructions on page 502)
3112.00	0009KIT	Kit LED dimmable	Bulb 6W · 220-240V
	BR3112LT	Brick box	Dimensions L: 195 mm; W: 150 mm; D: 160 mm (instructions on page 502)
3113.Z.00	H8500.E	Constant current electronic driver. Remote installation	Suitable for n°2 code 3113.Z.00 - 500 mA
	H8500.B	Constant current electronic driver	Suitable for n°1 code 3113.Z.00 - 500 mA
	BR3113LT	Brick box	Dimensions L: 195 mm; W: 150 mm; D: 160 mm (instructions on page 502)



SUPERFUTUREDESIGN*