

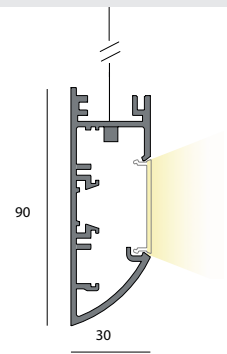


LBS

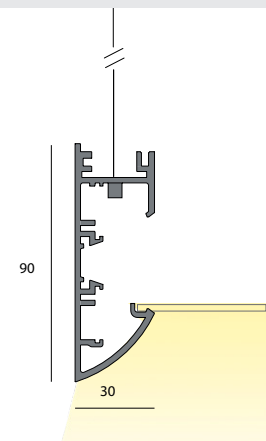
SOSPENSIONE SUSPENSION

RISTORANTE LA VELA – TORRE A MARE - BARI
PROJECT LIDIA TREVISANO ARCHITETTO

LUCE PERIMETRALE PERIMETRIC EMISSION



LUCE DIRETTA/DIFFUSA DIRECT/DIFFUSED EMISSION



VERSIONI DISPONIBILI/AVAILABLE VERSION

- **KELVIN** ○ **KELVIN**
- 27 2700K 30 3000K
- 30 3000K 40 4000K
- 40 4000K
- TW** Tunable white Dali

● **DIMMABLE (OPTIONAL)**

D Dali Touch & Dimm

SU RICHIESTA ON DEMAND

E Versione ad emergenza / Emergency version

D10 Dimmerabile 1-10V / Dimmable 1-10V

CA Sistema di controllo CASAMBI/ CASAMBI control system

/ ## **FINITURA/FINISHING**

□ /01 bianco/white

■ /02 nero/black

/ ## **FINITURA PREMIUM /PREMIUM FINISHING**

■ /81 oro rosa shine/shine pink gold

■ /82 bronzo/ bronze

■ /83 ottone spazzolato/ brushed brass

/ ## **FINITURA ROSONI /FINISHING CANOPY**

□ /01 bianco/white

■ /02 nero/black

COMPOSIZIONE CODICE: xxx.x ●●/##

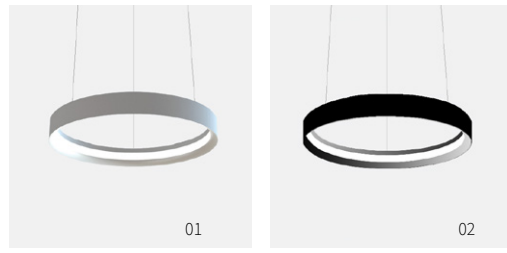
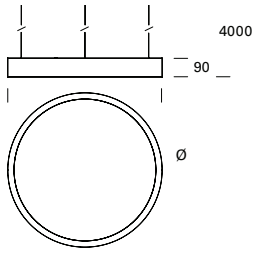
HOW TO CREATE THE CODE: **F1000.827D/01**

CODE

F1000.8 ● ● /## — finishing

base code kelvin dimmable

LBS SOSPENSIONE LUCE PERIMETRALE SUSPENSION PERIMETRIC EMISSION

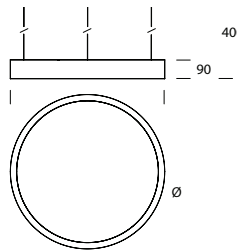


info : Da completare rosone (LB420-LB421-LB428) e cavo di alimentazione (FX05, FX07) | To be completed with power supply (LB420-LB421-LB428), canopy and feed cable (FX05, FX07)

LED W	Ø mm	lm product/3000K	CODE
48	735	5712	LB011.8 ●●/##
69	1035	8159	LB012.8 ●●/##
90	1335	10605	LB013.8 ●●/##

Accessori - Accessories: LB102.9 Spot

LBS SOSPENSIONE LUCE DIRETTA/DIFFUSA DIRECT/DIFFUSED EMISSION




info : Da completare rosone (LB420-LB421-LB428) e cavo di alimentazione (FX05, FX07) | To be completed with power supply (LB420-LB421-LB428), canopy and feed cable (FX05, FX07)

LED W	Ø mm	lm product/3000K	CODE
48	735	3358	LB031.8 ●●/##
96	1035	6717	LB032.8 ●●/##
168	1335	11754	LB033.8 ●●/##

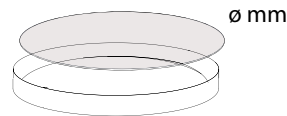
Accessori - Accessories: LB05# Elemento di chiusura Upper finishing element

ACCESSORI / ACCESSORIES

COVER DI CHIUSURA SUPERIORE OPTIONAL UPPER CLOSURE ELEMENT



Ø mm	per codice/for code	CODE
735	LB021-LB031	LB051
1035	LB022-LB032	LB052
1335	LB023-LB033	LB053



ROSONE CONNESSIONE CANOPY CONNECTION



Kg	Ø mm	CODE
0.11	90	LB420/##

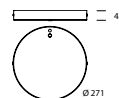


ROSONE PER ALLOGGIAMENTO DRIVER CEILING CANOPY TO HOUSE THE DRIVER

disposizione driver vedi - positioning driver see p.97



Kg	H mm	Ø mm	CODE
0.18	42	271	LB421/##



ROSONE PER CARTONGESSO CANOPY FOR PLASTERBOARD CEILING



Kg	taglio/cut	Ø mm	CODE
0.11	⊗ Ø 80	90	LB428/##



CAVO ALIMENTAZIONE POWER CABLE



Dim	L mm	Kg	CODE
2x1,5	4000	,86	FX05.4000/##
4x1,5	4000	3,60	FX07.4000/##

LBS SPOT SPOT PROJECTOR

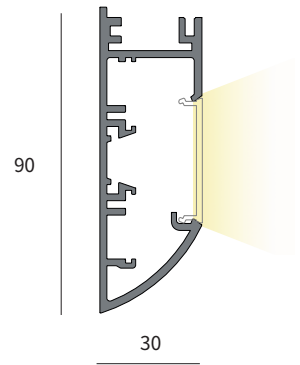


VEDI | SEE P.99



LBS

PARETE WALL



VERSIONI DISPONIBILI/AVAILABLE VERSION

- **KELVIN** ○ **KELVIN**
- 27 2700K 27 2700K
- 30 3000K 30 3000K
- 40 4000K 40 4000K
- TW** Tunable white Dali

● **FASCIO/BEAM**

- F** Flood 27°
- W** Wide 46°

Per i gradi vedere in tabella - For degree check the table

● **DIMMABLE (OPTIONAL)**

- D** Dali Touch & Dimm
- D10** Dimmable 1-10V

/ ## **FINITURA/FINISHING**

- /01 bianco/white
- /02 nero/black

/ ### **FINITURA PREMIUM /PREMIUM FINISHING**

- /81 oro rosa shine/shine pink gold
- /82 bronzo/ bronze
- /83 ottone spazzolato/ brushed brass

COMPOSIZIONE CODICE: xxx.x ●●●/###

HOW TO CREATE THE CODE: **F1000.827SD/01**

CODE

