

GENIUS CONCRETE



INSTALLABILE DURANTE LA FASE
DI GETTO DEL CALCESTRUZZO


INSTALLABLE DURING
THE CONCRETE CASTING PHASE

fissaggio con magnete
magnetic holder

scatola a perdere
disposable box

massima integrabilità
con la superficie (cemento
faccia-vista)

*maximum integrability with
the surface
(exposed cement)*



23 mm

l'unica parte visibile è il foro di soli 23 mm (0.9")
the only visible part is the emission hole of 23 mm (0.9")

Genius Concrete è la variante più rivoluzionaria della linea Genius: un apparecchio a scomparsa totale per interni, concepito per superfici in cemento faccia-vista ed installabile durante la fase di getto del calcestruzzo.

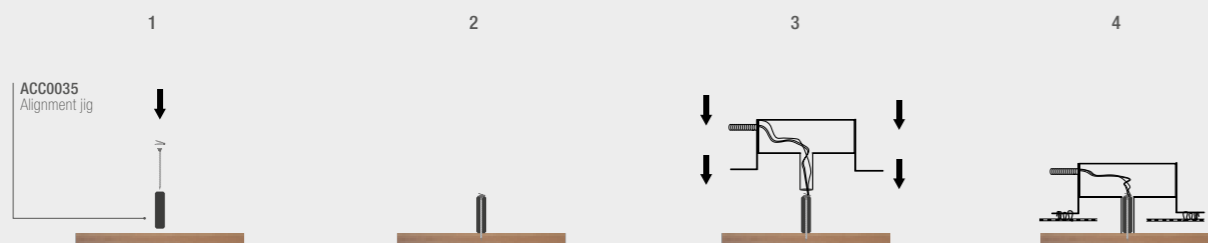
Mantiene le prestazioni del Genius, ma ha un corpo lampada semplificato che funziona come cassaforma a perdere, con la parte elettrica estraibile direttamente dal foro luce, grazie ad un nuovo brevetto che permette l'estrazione e la sostituzione della sorgente LED. L'unica apertura visibile è il foro da 23 mm, senza la necessità di alcuna scatola di ispezione ed è installabile per getti con spessore minimo di 12 mm.

Genius Concrete is the most revolutionary version of the Genius line: a totally recessed indoor luminaire, designed for exposed cement surfaces and installable during the concrete casting phase. It maintains all the performances of the Genius, but has a simplified lamp body which functions as formwork, with the electrical part removable from the light hole, thanks to a new patent which allows the LED light source to be pulled out and replaced. The only visible aperture is the 23 mm (0.90") outlet, so there is no need for any inspection hatch, and it can be installed with a minimum concrete cover of 12 mm (0.47").

* INCASSO INTEGRATO
NEL CEMENTO FACCIA A VISTA

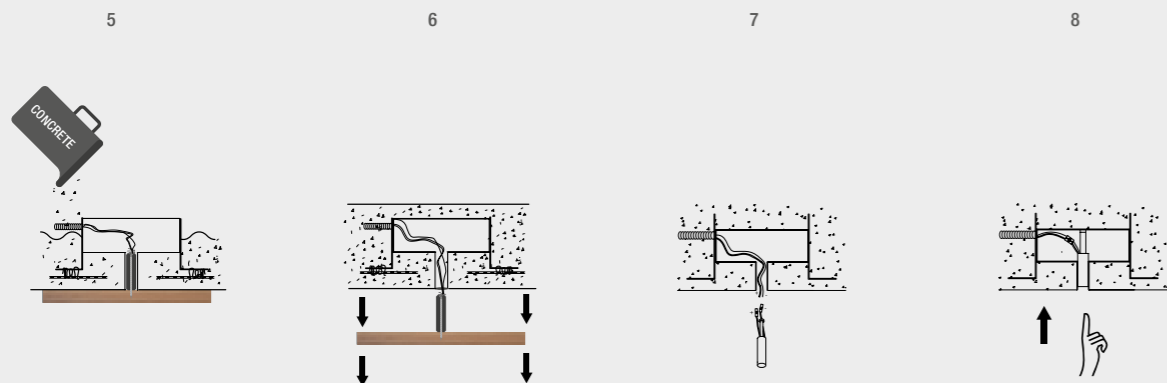
* OUTDOOR RECESSED FIXTURE
IN FAIR-FACED CONCRETE

INSTALLATION



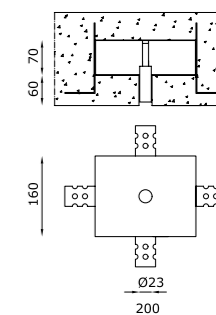

Applicazione della cassa cod. BR1075LT con l'utilizzo della dima di allineamento cod. ACC0035.

Application of concrete box code BR1075LT using alignment jig code ACC0035.



Genius Concrete è installabile durante la fase di getto del calcestruzzo. Grazie ad uno speciale meccanismo, che permette di estrarre la sorgente LED, non sono necessarie botole di ispezione per la manutenzione.

Genius Concrete can be installed during the concrete casting phase. Thanks to a special mechanism which allows the LED source to be extracted, no inspection hatches are required for maintenance purposes.



Genius Concrete



Please note:
Genius Concrete product consists
in 2 codes to be ordered separately
ELECTRICAL PART + CONCRETE BOX

AVAILABLE CODES

1073 BL 4 R 22 E _ WD	lens	22°
	light colour	
	27	2700K
	30	3000K
	40	4000K

1074 BL 4 R 22 E _ WD	lens	22°
	light colour	
	27	2700K
	30	3000K
	40	4000K

example of code composition 1073 BL 4 R 22 E 30 WD

ELECTRICAL PART | TECHNICAL FEATURES

Code	1073 XX	1074 XX emergency
Type	Downlight 90°	Downlight 90°
Material	Aluminum	Aluminum
Finishing	Black	Black
Weight	0.4 Kg	0.4 Kg
Mounting	Ceiling recessed	Ceiling recessed
IP rating	IP40	IP40
Insulation class	III	III
Control gear	Remote constant current electronic driver (not included)	Remote constant current electronic driver (not included), inverter (included)
Cut out for plasterboard	-	-
Lamp type	LED 500 mA Vf: 11.5 VDC	LED 500 mA Vf: 11.5 VDC
Lamp wattage	1 x 6W	1 x 6W
Luminous efficacy	1 x 600 lm - 3000K	1 x 600 lm - 3000K
Light distribution	Beam 22°	Beam 22°
Fitting	-	-
Light colour	White 3000K White 2700K 4000K (on request)	White 3000K White 2700K 4000K (on request)
Voltage connection	By driver (optional)	220-240V - 50/60Hz
CRI	>90	>90
Emergency	-	1 hour
Energy efficiency class	A++	A++
Note	-	-

CONCRETE BOX

Steel box for concrete casting	cod. BR1075LT	cod. BR1075LT
--------------------------------	---------------	---------------

ALIGNMENT JIG


Alignment jig	cod. ACC0035	cod. ACC0035
---------------	--------------	--------------

It allows to easy align the Genius Concrete among them. You fix the box (cod. BR1075LT) on the jig during the casting phase

OPTIONAL

ON/OFF driver	cod. H8500.E	cod. H8500.E
DALI dimmable LED driver	cod. DRV0000029	cod. DRV0000029
PUSH dimmable LED driver	cod. DRV0000026	cod. DRV0000026
PUSH/1-10V/DALI dimmable LED driver	cod. DRV0000093	cod. DRV0000093

For further info and other available drivers please see page 397



GENIUS CONCRETE IP65
336