



Manuale utente | User manual

**CYRANO PALETTO**

REV 001

**ATTENZIONE: NON COLLEGARE DIRETTAMENTE ALLA TENSIONE ELETTRICA DI RETE.**

L'installazione ed il collegamento elettrico del prodotto devono essere effettuati da personale qualificato. Interrompere l'erogazione della corrente dal quadro generale prima di qualsiasi operazione. È indispensabile un alimentatore AC-DC con erogazione adatta al prodotto (vedere integrazione su cablaggi ed alimentazione). La potenza in Watt erogata dall'alimentatore deve essere pari o superiore a quella richiesta da uno o più apparecchi. Evitare usi impropri e manomissioni dei meccanismi del prodotto.



**CAUTION: DO NOT CONNECT DIRECTLY TO LINE VOLTAGE.**

Installation and electrical connection of the product must be carried out by qualified personnel. Switch off the power supply from the main switchboard before any operation. An AC-DC power supply unit with a power supply suitable for the product is essential (see integration on wiring and power supply). The power supply's output power in Watts must be equal to or greater than that required by one or more appliances. Avoid misuse and tampering with the product's mechanisms.

Potenza  
Power

Grado di Protezione  
International protection

Alimentazione  
Power Supply

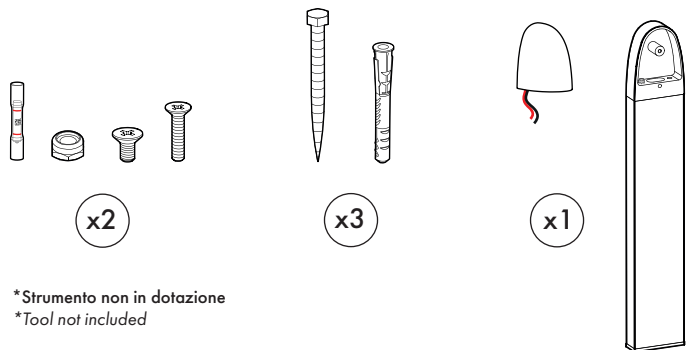
IT Istruzioni di montaggio  
e collegamento

EN Assembly and  
connection instructions

6W

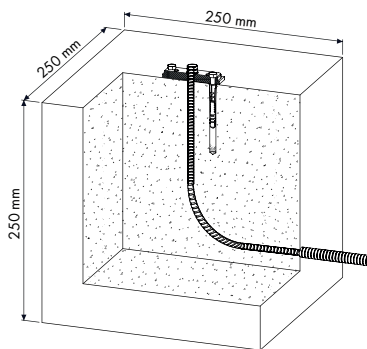
IP66

9÷32 Vdc



### 01 a.

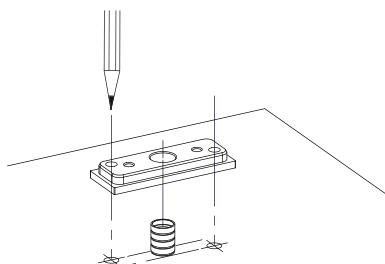
Dimensioni getto in calcestruzzo plinto per fissaggio a terra  
Concrete casting plinth dimensions for ground fixing



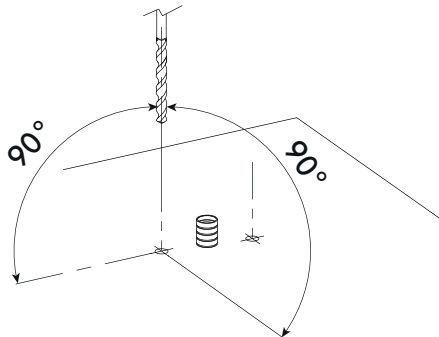
### 01 b.

Posa diretta su pavimento  
Direct installation on floor

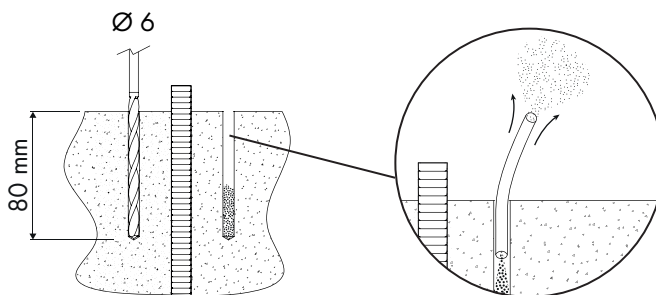
Ø 10-12 mm



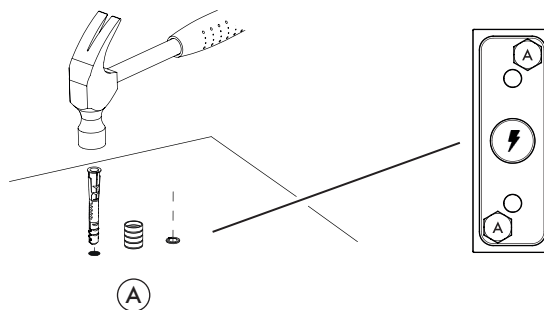
### 02



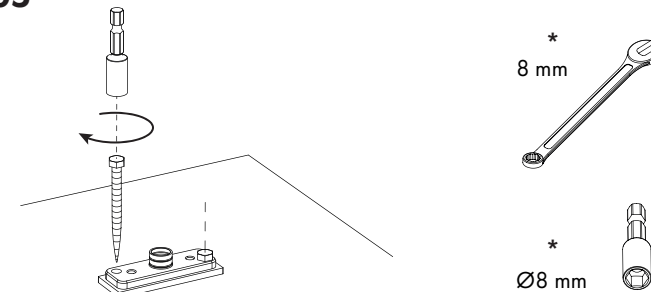
### 03



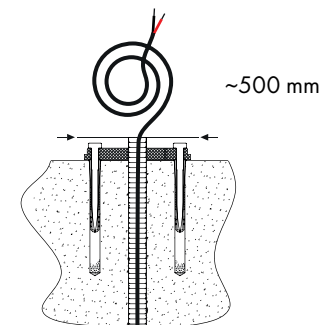
### 04



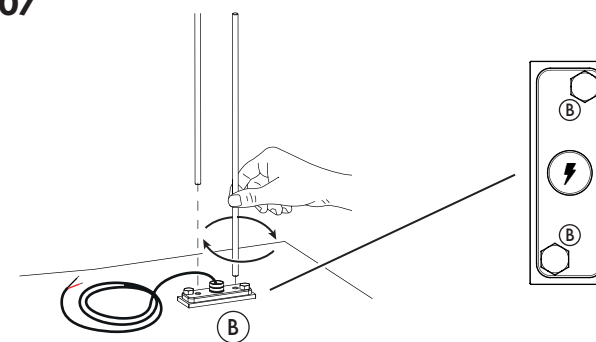
### 05



### 06



### 07

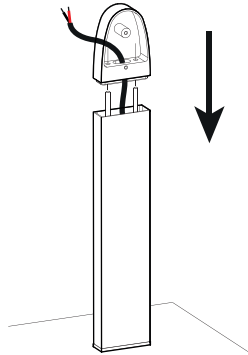


Link sito web | Website link

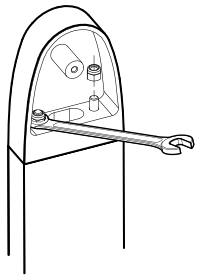
Questo dispositivo è munito di lampade LED integrate. Le lampade di questo dispositivo non sono sostituibili.  
This device has built-in LED lamps. The lamps in this device are not replaceable.

Qu s.r.l. unipersonale  
Via Mozambico 5 - 48026 Russi (RA) Italy  
P.I. IT 02691130393  
Tel: +39 0544 1651114  
www.qu-lighting.com

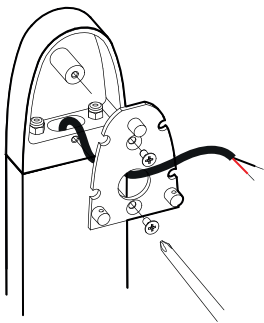
08



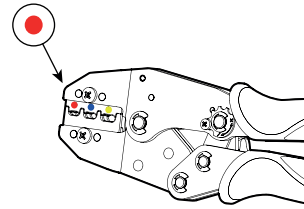
09



10

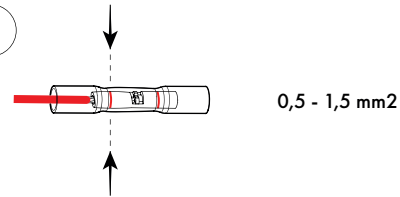


11

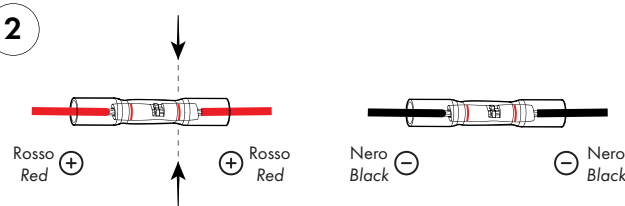


x2

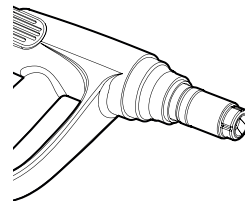
1



2

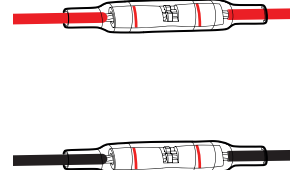


12

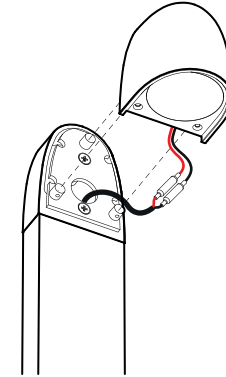


>90°C

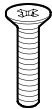
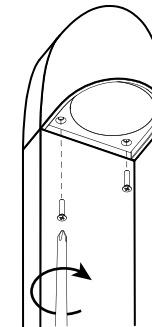
3



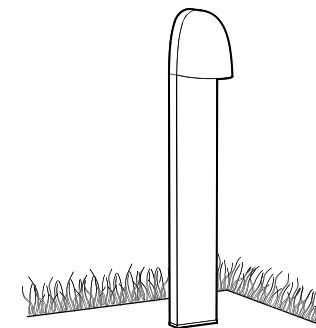
13




14



15



Link sito web | Website link


 Questo dispositivo è munito di lampade LED integrate. Le lampade di questo dispositivo non sono sostituibili.  
 This device has built-in LED lamps. The lamps in this device are not replaceable.