

I-KONE

FRAME RECESSED




FISSO | FIXED



INCLINABILE | ADJUSTABLE

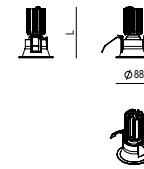


FISSO | FIXED



NOTE: COMPLETARE CON DRIVER | DRIVER NOT INCLUDED DISPONIBILI ANCHE VERSIONI 2700 / 4000K E FINITURA NERA / 02 | AVAILABLE VERSION 2700 / 4000K AND BLACK / 02 | FINISHING

taglio per incasso / recessed hole dimension \varnothing 80
spazio per passaggio alimentatore / necessary space to insert driver \varnothing 80




LED		Im product / beam 3000K		CODE	
W	mA	\varnothing	H	F27°	W46°
8	250	88	111	0,35	860 860
12	350	88	111	0,35	1285 1285
IK006.9 ●● / ##					

LED		Im product / beam 3000K		CODE	
W	mA	\varnothing	H	F27°	W46°
12	350	88	131	0,35	1285 1289
18	500	88	131	0,35	1575 1579
IK007.9 ●●● / ##					

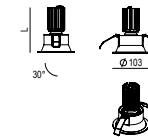
GU10		CODE	
W	\varnothing .mm	H.mm	Kg
50	88	94	0.21
IK008 / ##			

INCLINABILE | ADJUSTABLE



NOTE: COMPLETARE CON DRIVER | DRIVER NOT INCLUDED DISPONIBILI ANCHE VERSIONI 2700 / 4000K E FINITURA NERA / 02 | AVAILABLE VERSION 2700 / 4000K AND BLACK / 02 | FINISHING

taglio per incasso / recessed hole dimension \varnothing 90
spazio per passaggio alimentatore / necessary space to insert driver \varnothing 90



LED		Im product / beam 3000K		CODE	
W	mA	\varnothing	H	α	Kg
8	250	130	111	30	0,35
12	350	130	111	30	0,35
IK010.9 ●●● / ##					

LED		Im product / beam 3000K		CODE	
W	mA	\varnothing	H	α	Kg
12	350	130	131	30	0,35
18	500	130	131	30	0,35
IK011.9 ●●● / ##					

GU10		CODE	
W	\varnothing .mm	H.mm	Kg
50	86	94	0.21
IK012 / ##			

VERSIONI DISPONIBILI / AVAILABLE VERSION

- KELVIN
- FASCIO / BEAM
- / ## FINITURA | FINISHING
- 27 2700K
- 30 3000K
- 35 3500K
- 40 4000K
- F Flood 27°
- W Wide 46°
- / 01 bianco | white
- / 02 nero | black

COMPOSIZIONE CODICE: xxx.x ●● / ##

HOW TO CREATE THE CODE: F1000.8275 / 01

CODE
F1000.8 | ●● / ## — finishing
base code kelvin beam

250 350 500 DRIVERS VEDI | SEE P.452 55

I-KONE

MINIMAL RECESSED




FISSO | FIXED



INCLINABILE | ADJUSTABLE



FISSO | FIXED

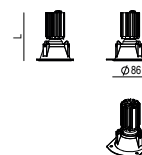


NOTE: COMPLETARE CON DRIVER | DRIVER NOT INCLUDED

taglio per incasso / recessed hole dimension \varnothing 77
spazio per passaggio alimentatore / necessary space to insert driver \varnothing 46



LED		Im product / beam 3000K		CODE	
W	mA	\varnothing	H	α	Kg
8	250	86	106	20	0,35
12	350	86	106	20	0,35
		F27° W46°		860 860	
		F27° W46°		1285 1285	
IK000.9 ●● / ##					



LED		Im product / beam 3000K		CODE	
W	mA	\varnothing	H	α	Kg
12	350	86	126	20	0,35
18	500	86	126	20	0,35
		F27° W46°		1285 1285	
		F27° W46°		1575 1575	
IK001.9 ●●● / ##					

GU10

W	α .mm	H.mm	Kg	CODE
50	86	99	0.21	IK002

INCLINABILE | ADJUSTABLE

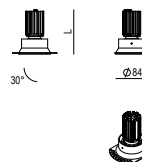


NOTE: COMPLETARE CON DRIVER | DRIVER NOT INCLUDED

taglio per incasso / recessed hole dimension \varnothing 70
spazio per passaggio alimentatore / necessary space to insert driver \varnothing 46



LED		Im product / beam 3000K		CODE	
W	mA	\varnothing	L	α	Kg
8	250	84	98	30	0,35
12	350	84	98	30	0,35
		F27° W46°		860 860	
		F27° W46°		1285 1285	
IK003.9 ●●● / ##					



LED		Im product / beam 3000K		CODE	
W	mA	\varnothing	H	α	Kg
12	350	84	118	30	0,35
18	500	84	118	30	0,35
		F27° W46°		1285 1285	
		F27° W46°		1575 1575	
IK004.9 ●●● / ##					

GU10

W	α .mm	H.mm	Kg	CODE
50	84	94	0.21	IK005 / ##

VERSIONI DISPONIBILI / AVAILABLE VERSION

● KELVIN

27 2700K
30 3000K
35 3500K
40 4000K

● FASCIO / BEAM

F Flood 27°
W Wide 46°

/## FINITURA | FINISHING

□ /01 bianco | white
■ /02 nero | black

COMPOSIZIONE CODICE: xxx.x ●● / ##

HOW TO CREATE THE CODE: F1000.8275 / 01

CODE
F1000.8 ●● / ## — finishing
base code kelvin beam

250 350 500 DRIVERS VEDI | SEE P.452 57